




# Carla's Sandwich

Do you remember the order in which Carla ate her sandwiches during the week?  
Starting with 1, write in each circle the order in which she eats her lunches.


Sardine & mustard sandwich with sunflower seeds



Chopped liver, potato chips and cucumber



Banana and cottage cheese on a baguette




Olives, pickles and green beans.



# Carla's Sandwich

Using the ingredients found in the sandwiches Carla ate, answer the clues in this crossword puzzle




## Across:

2. Made of over 90% water and known for being crisp and refreshing
3. A type of baked pastry or snack with a unique knotted shape
4. A small stone fruit (drupe) that is known for producing olive oil and is a savory snack
5. A tropical fruit that grows in hanging clusters, typically yellow

## Down:


1. Small oily fish, high in nutritional value
2. Firm to hard cow's milk cheese



# Carla's Sandwich

Help Carla's class travel through the maze to get to the park, so they can enjoy their class picnic


Start



Finish



Draw a picture of you eating your favorite sandwich with your friends.



# Carla's Sandwich

Carla loves sandwiches! Circle to help her find all 10 sandwiches in the cafeteria!



# Carla's Sandwich



Carla's is proud of her sandwiches because they're different, creative, unique and she made them herself.

What's a unique sandwich combination you'd like to make?

---

---

---

---

---

---

---

---



# Carla's Sandwich



## Garlic Cheddar Biscuits

### Ingredients

Spice World Garlic (choose one)


- 3 tsp Spice World® Ready-to-Use Garlic
- 3 tsp Spice World® Squeezable Garlic
- 3 tsp Spice World® Fresh Diced Garlic
- 6 cloves, finely minced Spice World® Peeled Garlic
- 6 cloves, finely minced Spice World® Fresh Garlic
- 2 cups all-purpose flour
- 1 Tbsp sugar
- 1 Tbsp baking powder
- 1 tsp salt
- 1 cup buttermilk
- ½ cup butter, melted
- 1½ cup sharp cheddar cheese, shredded
- 2 Tbsp butter, melted
- 1 Tbsp fresh parsley, finely chopped

### Notes:

*Use these warm fluffy biscuits to make your own unique sandwich!*

### Directions:

- Preheat oven to 450 °F.
- Line a baking sheet with parchment paper.
- In a large bowl, combine flour, sugar, baking powder, garlic, and salt. Add in the buttermilk, butter, and cheddar, and gently mix just until the dough comes together.
- Drop spoonfuls of dough on a baking sheet, around ¼ cup each (making 12 biscuits) and 2 inches apart. Bake until lightly golden, about 10–15 minutes.
- In a small bowl, combine melted butter and parsley. When the biscuits come out of the oven, brush on the melted butter and serve.



*Scan for more  
Spice World®  
recipes*