



The Boy Who Invented the Popsicle


The Cool Science Behind Frank Epperson's Famous Frozen Treat




Since childhood, Frank Epperson loved inventing and creating. Starting with 1, list the order that Frank invented.

1 2 3 A

Frank created a cold box to keep his invention, the Ep-sicle, cold.



Frank invents a handcar with two handles



Frank experiments with flavored soda powders



Frank leaves a glass of flavored soda water with a straw outside on a cold night and creates a frozen treat



The Boy Who Invented the Popsicle

The Cool Science Behind Frank Epperson's Famous Frozen Treat


Frank Epperson needs help counting the items he's using to make his _____ Ep-sicles.

Help count the items so Frank knows how many he is using.


How many
test tubes
is Frank using?



How many
sticks
is Frank using?




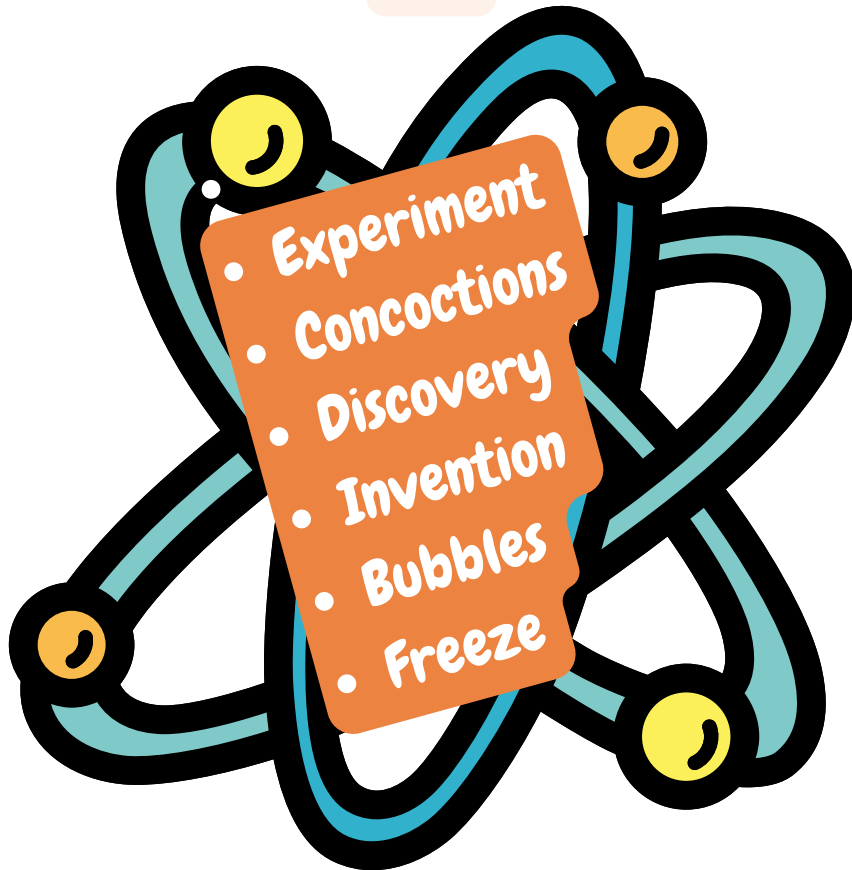
How many
pitchers
is Frank using?



The Boy Who Invented The Popsicle

The Cool Science Behind Frank Epperson's Famous Frozen Treat

Find the words that
inspired Frank to
experiment his whole
life!



The Boy Who Invented the Popsicle

The Cool Science Behind Frank Epperson's Famous Frozen Treat



Frank Eppson was inspired by an experiment he did as a child to create the popsicle.
Read the phrase and then write them.



laboratory

science

frozen

inventor




The Boy Who Invented the Popsicle

The Cool Science Behind Frank Epperson's Famous Frozen Treat



Have you ever wanted to experiment with making a new dish or food? What would it be?



The Boy Who Invented the Popsicle

The Cool Science Behind Frank Epperson's Famous Frozen Treat



Ginger Hibiscus Agua Fresca

Ingredients

Ginger Simple Syrup Ingredients:

- Spice World® Ginger (choose one)
- 1 cup Spice World® Ready-to-Use Ginger
- 1 cup Spice World® Peeled Ginger, minced
- 1 cup granulated sugar
- 1 cup water

Agua Fresca Ingredients:

- ½ cup hibiscus flowers OR 2 bags of hibiscus tea
- 1 cinnamon stick
- 1 quart cold water
- Ginger Simple Syrup to taste

Notes:

Hibiscus is a vibrant, tart flower packed with antioxidants, vitamin C, and polyphenols, which are nutrients found in plants



Scan for more
Spice World®
recipes

Directions:

Simple Syrup

- Combine sugar and water in a saucepan over medium heat and stir until sugar is dissolved.
- Add the Spice World Ready-to-Use Minced Ginger and continue bringing the syrup to a light boil.
- Once it has come to a light boil, cover the saucepan with a lid and reduce heat to low. Simmer for another 20 minutes.
- Turn off heat and let sit for 1 hour.
- After an hour, strain the ginger and store the liquid in a sealable container in the refrigerator.

Agua Fresca

- Steep the hibiscus and cinnamon stick in cold water overnight (8 hours).
- Strain the hibiscus and stick, saving the liquid.
- Add Ginger Simple Syrup to taste.
- Sip and enjoy!

